



jaga



Eyecatchers

CONNECTION SETS & VALVES € 2014.EX



Eyecatchers
* From design to art *

CONNECTION SETS & VALVES





CONNECTION SETS & VALVES

COMPLETE CONNECTION SETS

ORDERED WITH ONE CODE !

You can order a complete valve set including your chosen thermostatic head and sleeve couplings, using just one code. All Jaga valve sets are lockable and pre-settable. For individual valves, other connection options and for more technical info, see “Valves”, later in this chapter.

CONNECTION SETS DECO

SLEEVE COUPLINGS

Ordering example

Complete ordering code with sleeve couplings according to the material used and \varnothing of the tube. Included in the price of the connection sets.

connection set code sleeve coupling code
CODE. OW2. DC. 1. **110**

PRECISION METAL TUBE

Code	Tube \varnothing
110	10/1
112	12/1
114	14/1
115	15/1
116	16/1
118	18/1

SYNTHETIC TUBE

Code	Tube \varnothing
212	12/2
214	14/2
219	16/1.5
216	16/2
217	17/2
218	18/2

RPE/ALU TUBE

Code	Tube \varnothing
314	14/2
316	16/2
326	16/2.2
318	18/2

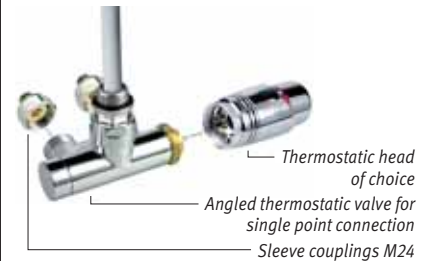
STEEL TUBE FOR C.H.

Code	Tube \varnothing
501	M24 x 1/2"
503	M24 x 3/8"

SINGLE POINT VALVES

FOR ACCOLADE, NAUTICA, ARISTOCRAT, SANI, DECO HORIZONTAL AND PANEL PLUS HORIZONTAL

Connection to the wall




Two pipe: Kv 0.28-1.15
One pipe: Kv 1.10-2.10

set 81

	Thermostatic head	€
CODE.OW2.DC.1...	DC	151,10
CODE.OW2.DW.1...	DW	140,90

fill in sleeve coupling code

Connection to the floor



Two pipe: Kv 0.28-1.15
One pipe: Kv 1.10-2.10

set 82

	Thermostatic head	€
CODE.OF2.DC.1...	DC	151,10
CODE.OF2.DW.1...	DW	140,90

fill in sleeve coupling code

Thermostatic heads for single point valves



CONNECTION SETS DECO



FOR ALL RADIATORS WITH CONNECTION MM, LL OR RR

CONNECTION TO THE WALL JAGA DECO PRO

Thermostatic head left or right

Chrome-plated set



Two pipe: Kv 0.29-1.65
One pipe: Kv 1.50-2.20

set 41	Thermostatic head	€
CODE.PW3.DC.1...	DC	151,10
CODE.PW3.DW.1...	DW	140,90

set 45	Reduced Kv 0.09 - 0.77*	Thermostatic head	€
CODE.RW3.DC.1...	DC	151,10	
CODE.RW3.DW.1...	DW	140,90	

fill in sleeve coupling code
* Reduced Kv is not suitable for Iguana

Set in brushed stainless steel effect (SS)



Set in anodized aluminium effect (ALU)



Two pipe: Kv 0.29-1.65
One pipe: Kv 1.50-2.20

set 48	Version	€
CODE.PW3.PS.1...	SS	205,50
CODE.PW3.PA.1...	ALU	205,50

fill in sleeve coupling code

CONNECTION TO THE WALL JAGA DANFOSS PRO

Thermostatic head right

To avoid hydraulic problems, the total pressure drop per radiator (valve + radiator + pipework) has to be calculated and taken into consideration. Not suited for Twine BT and Pinch BT. Max. output Iguana radiators: 1500 Watts.

Chrome-plated set



Set in brushed stainless steel effect (SS)



set 47	Kv 0.13-0.70*	Version	€
CODE.DW2.CD.1...	chrome	147,50	
CODE.DW2.SD.1...	SS	217,50	

fill in sleeve coupling code
*Not suitable for Iguana

CONNECTION TO THE FLOOR JAGA DECO PRO

Thermostatic head left or right.

Chrome-plated set



Two pipe: Kv 0.29-1.65
One pipe: Kv 1.50-2.20

set 42	Thermostatic head	€
CODE.PF3.DC.1...	DC	151,10
CODE.PF3.DW.1...	DW	140,90

set 46	Reduced Kv 0.09 0.77*	Thermostatic head	€
CODE.RF3.DW.1...	DC	151,10	
CODE.RF3.DC.1...	DW	140,90	

fill in sleeve coupling code
* Reduced Kv is not suitable for Iguana

Set in brushed stainless steel effect (SS)



Set in anodized aluminium effect (ALU)



Two pipe: Kv 0.29-1.65
One pipe: Kv 1.50-2.20

set 49	Thermostatic head	€
CODE.PF3.PS.1...	SS	205,50
CODE.PF3.PA.1...	ALU	205,50


fill in sleeve coupling code

CONNECTION SETS DECO

FOR ALL RADIATORS

CONNECTION TO THE WALL JAGA DECO

Angled



Sleeve couplings M24
Deco angled thermostatic valve
Angled lockshield
Thermostatic head of choice
DC
DW


set 33	Kv 0.30-2.50		
TWO PIPE	Thermostatic head		€
CODE.JW2.DC.1...	DC	151,10	
CODE.JW2.DW.1...	DW	140,90	

set 36	Reduced Kv 0.10 0.84*		
TWO PIPE	Thermostatic head		€
CODE.RW2.DC.1...	DC	151,10	
CODE.RW2.DW.1...	DW	140,90	

fill in sleeve coupling code

* Reduced Kv is not suitable for Iguana

Double angled



DC
DW
Deco double angled lockshield
Thermostatic head of choice
Deco double angled thermostatic valve
Sleeve couplings M24


set 35	Kv 0.30-2.50		
TWO PIPE	Thermostatic head		€
CODE.JH2.DC.1...	DC	151,10	
CODE.JH2.DW.1...	DW	140,90	

set 38	Reduced Kv 0.10 0.84*		
TWO PIPE	Thermostatic head		€
CODE.RH2.DC.1...	DC	151,10	
CODE.RH2.DW.1...	DW	140,90	

fill in sleeve coupling code

* Reduced Kv is not suitable for Iguana

Manual valve - angled



Angled lockshield
Deco angled manual valve
Manual head of choice
Sleeve couplings M24

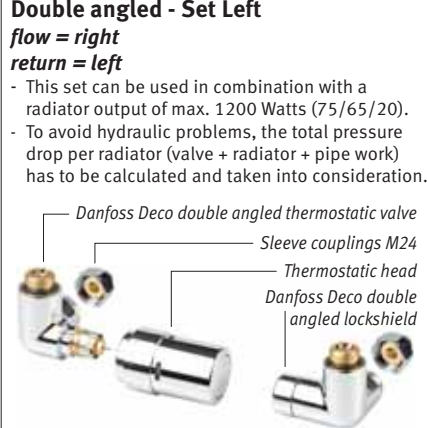
set 31	TWO PIPE	Thermostatic head	€
CODE.MW2.MC.1...		chrome	101,50
CODE.MW2.MW.1...		white	101,50
CODE.MW2.MB.1...		black	101,50

fill in sleeve coupling code

CONNECTION TO THE WALL JAGA DANFOSS

Double angled - Set Left
flow = right
return = left

- This set can be used in combination with a radiator output of max. 1200 Watts (75/65/20).
- To avoid hydraulic problems, the total pressure drop per radiator (valve + radiator + pipe work) has to be calculated and taken into consideration.



Danfoss Deco double angled thermostatic valve
Sleeve couplings M24
Thermostatic head
Danfoss Deco double angled lockshield

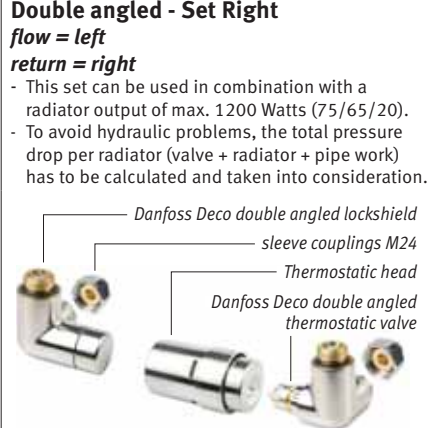
set 87	TWO PIPE: Kv 0.03-0.44*		
	Version		€
CODE.DHL.CD.1...	chrome	157,70	
CODE.DHL.SD.1...	SS	207,00	

fill in sleeve coupling code

*Not suitable for Iguana

Double angled - Set Right
flow = left
return = right

- This set can be used in combination with a radiator output of max. 1200 Watts (75/65/20).
- To avoid hydraulic problems, the total pressure drop per radiator (valve + radiator + pipe work) has to be calculated and taken into consideration.



Danfoss Deco double angled lockshield
sleeve couplings M24
Thermostatic head
Danfoss Deco double angled thermostatic valve


set 88	Two pipe: Kv 0.03-0.44*		
	Version		€
CODE.DHR.CD.1...	chrome	157,70	
CODE.DHR.SD.1...	SS	207,00	

fill in sleeve coupling code

*Not suitable for Iguana

CONNECTION TO THE FLOOR JAGA DECO

Straight



Straight lockshield
Deco straight thermostatic valve
Thermostatic head of choice
DC
DW
Sleeve couplings M24


set 34	Kv 0.30-2.50		
TWO PIPE	Thermostatic head		€
CODE.JF2.DC.1...	DC	151,10	
CODE.JF2.DW.1...	DW	140,90	

set 37	Reduced Kv 0.10 0.84*		
	Thermostatic head		€
CODE.RF2.DC.1...	DC	151,10	
CODE.RF2.DW.1...	DW	140,90	

fill in sleeve coupling code

* Reduced Kv is not suitable for Iguana

Manual valve - straight



Straight lockshield
Deco straight manual valve
Manual head of choice
sleeve couplings M24

set 32	TWO PIPE	Thermostatic head	€
CODE.MF2.MC.1...		chrome	101,50
CODE.MF2.MW.1...		white	101,50
CODE.MF2.MB.1...		black	101,50

fill in sleeve coupling code

Ordering example sleeve couplings

Complete ordering code with sleeve couplings according to the material used and Ø of the tube. Included in the price of the connection sets.

connection set code sleeve coupling code

CODE. JW2. DC. 1. **110**

PRECISION METAL TUBE		SYNTHETIC TUBE		RPE/ALU TUBE		STEEL TUBE FOR C.H.	
Code	Tube Ø	Code	Tube Ø	Code	Tube Ø	Code	Tube Ø
110	10/1	212	12/2	314	14/2	501	M24 x 1/2"
112	12/1	214	14/2	316	16/2	503	M24 x 3/8"
114	14/1	219	16/1.5	326	16/2.2		
115	15/1	216	16/2	318	18/2		
116	16/1	217	17/2				
118	18/1	218	18/2				

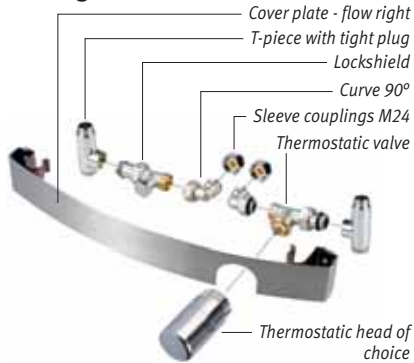
WITH COVER PLATE - CONNECTION SETS



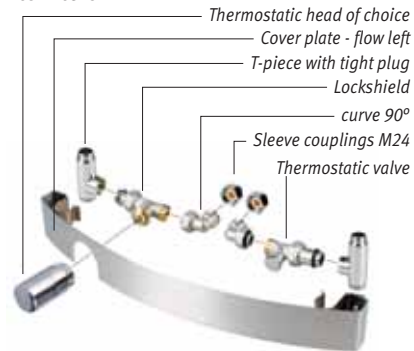
FOR GEO

For connection to the floor or to the wall

Flow right



Flow left



GEO 150 X 50 CM

Flow right

set 51 Kv 0.10-0.60

	Thermostatic head	€
COGE.50R.DC.3...	DC	197,20
COGE.50R.DW.3...	DW	187,10
COGE.50R.JC.3...	JC	187,10
COGE.50R.PS.3...	PS	213,50

GEO 150 X 50 CM

Flow left

set 52 Kv 0.10-0.60

	Thermostatic head	€
COGE.50L.DC.3...	DC	197,20
COGE.50L.DW.3...	DW	187,10
COGE.50L.JC.3...	JC	187,10
COGE.50L.PS.3...	PS	213,50

GEO 180 X 60 CM

Flow right

set 53 Kv 0.10-0.60

	Thermostatic head	€
COGE.60R.DC.3...	DC	216,20
COGE.60R.DW.3...	DW	206,10
COGE.60R.JC.3...	JC	206,10
COGE.60R.PS.3...	PS	232,50

GEO 180 X 60 CM

Flow left

set 54 Kv 0.10-0.60


	Thermostatic head	€
COGE.60L.DC.3...	DC	216,20
COGE.60L.DW.3...	DW	206,10
COGE.60L.JC.3...	JC	206,10
COGE.60L.PS.3...	PS	232,50

fill in sleeve coupling code

FOR IGUANA CIRCO WALL

For connection to the floor.
For connection to the wall, 2 curves have to be ordered

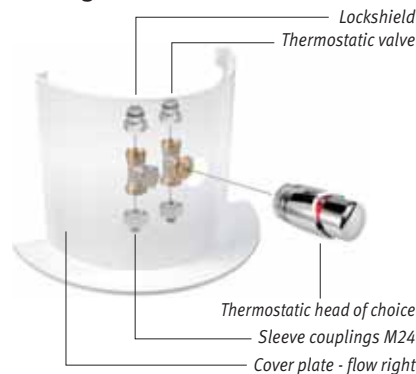
Flow left



set 43 Kv 0.10-0.60

	Ø	€	€
		st. colour	other
COIG.28L.DC.3... ..	DC 27	247,60	282,00
COIG.28L.DW.3... ..	DW 27	237,50	271,90
COIG.31L.DC.3... ..	DC 31	261,90	299,20
COIG.31L.DW.3... ..	DW 31	251,80	289,10
COIG.34L.DC.3... ..	DC 34	275,30	315,30
COIG.34L.DW.3... ..	DW 34	265,20	305,20

Flow right

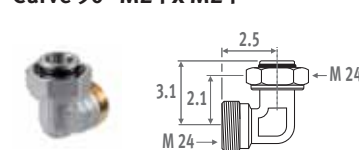


set 44 Kv 0.10-0.60

	Ø	€	€
		st. colour	other
COIG.28R.DC.3... ..	DC 27	247,60	282,00
COIG.28R.DW.3... ..	DW 27	237,50	271,90
COIG.31R.DC.3... ..	DC 31	261,90	299,20
COIG.31R.DW.3... ..	DW 31	251,80	289,10
COIG.34R.DC.3... ..	DC 34	275,30	315,30
COIG.34R.DW.3... ..	DW 34	265,20	305,20

Thermostatic head
Colour
Fill in sleeve coupling code

Curve 90° M24 x M24



CODE	€
5095.020 nickle-plated	4,50

Ordering example

Complete ordering code with sleeve couplings according to the material used and Ø of the tube. Included in the price of the connection sets.

connection set code sleeve coupling code
COGE.50R.DC.3. **110**

Sleeve couplings M24" for set 51 - 52 - 53 - 54 - 43 - 44

PRECISION METAL TUBE		SYNTHETIC TUBE	
Code	Tube Ø	Code	Tube Ø
110	10/1	212	12/2
112	12/1	214	14/2
114	14/1	219	16/1.5
115	15/1	216	16/2
116	16/1	217	17/2
118	18/1	218	18/2

RPE/ALU TUBE

RPE/ALU TUBE		STEEL TUBE FOR C.H.	
Code	Tube Ø	Code	Tube Ø
314	14/2	501	M24 x 1/2"
316	16/2	503	M24 x 3/8"
326	16/2.2	Surcharge: 2,20 €	
318	18/2		

Thermostatic heads



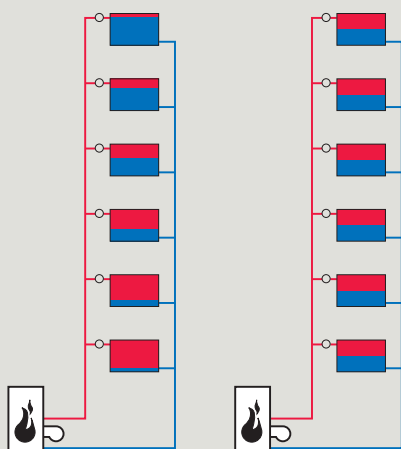
WHY A BALANCING THERMOSTATIC RADIATOR VALVE?

Due to the application of the specially designed Jaga and Jaga Danfoss pre-settable TRVs, the flow rate of the water (Kv) in the heating elements can be adjusted exactly to ensure optimal performance of the TRVs.

When all TRVs are fully opened, the balancing control allows the remotest heating elements to get the necessary flow of hot water. The water flow temperature can be set back earlier because all of the heating elements heat up in a uniform manner thereby minimising energy loss.

Noise from flowing water will also be reduced thanks to the balancing flow control. The optimal water distribution may allow a smaller water circulation pump to be installed.

Without balancing TRV **With balancing TRV**



The water distribution to the heating elements after the night low demand period when all TRVs are fully open. The system on the right has balanced TRVs fitted, the one on the left does not.

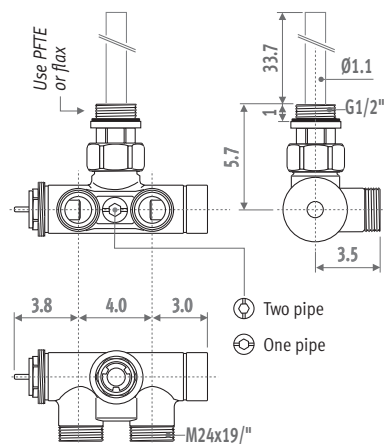
DECO VALVES

JAGA DECO ANGLED SINGLE POINT CONNECTION



CODE		€
5094.428	chrome	97,90

- for connection to the wall
- for one or two pipe
- thermostatic head can be placed left or right
- flow left or right, independent from the position of the thermostatic head
- with synthetic spindle protection for setting on site.
- balancing:
 - Kv 0.28 - 1.15 m³/h (2-pipe)
 - Kv 1.10 - 2.10 m³/h (1-pipe)

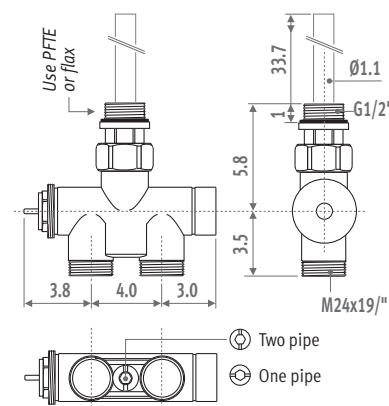


JAGA DECO STRAIGHT SINGLE POINT CONNECTION

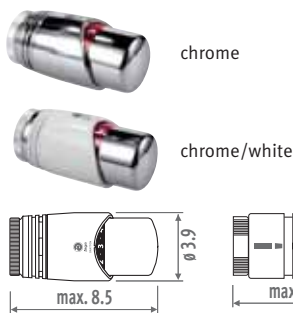


CODE		€
5094.426	chrome	97,90

- for connection to the floor
- for one or two pipe
- thermostatic head can be placed left or right
- flow left or right, independent from the position of the thermostatic head
- with synthetic spindle protection for setting on site.
- balancing:
 - Kv 0.28 - 1.15 m³/h (2-pipe)
 - Kv 1.10 - 2.10 m³/h (1-pipe)



DECO THERMOSTATIC HEAD



CODE		€
5090.1111	chrome	42,70
5090.1110	chrome/white	32,60

- liquid filled
- anti-freeze protection 8°C and regulable from 10 to 27°C
- max. temperature control by pin on inside
- screw connection M30 x 1.5
- setting deviation 0.5 ≤ XP=2K
- max. water temperature 110°C



DECO VALVES

JAGA DECO PRO ANGLED

For all radiators with connection MM, LL or RR

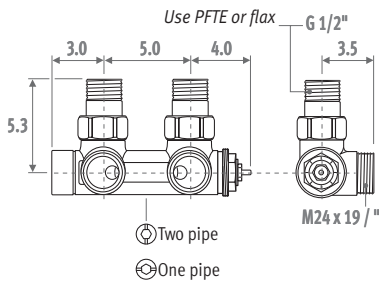


CODE	STANDARD KV	€
5094.427	chrome	97,90
5094.432	anodized alu. effect	129,30
5094.433	brushed SS effect	129,30

CODE	REDUCED KV *	€
5094.5427	chrome	97,90

* Reduced Kv is not suitable for Iguana

- for connection to the wall
- for one or two pipe
- TRV head can be placed left or right
- flow left or right, independent from the position of the thermostatic head
- with synthetic spindle protection for setting on site (standard Kv: white / reduced Kv: red)
- balancing:
 - standard Kv 0.29 - 1.65 m³/h (2-pipe)
 - standard Kv 1.50 - 2.20 m³/h (1-pipe)
 - reduced Kv 0.09 - 0.77 m³/h (2-pipe)



JAGA DECO PRO STRAIGHT

For all radiators with connection MM, LL or RR

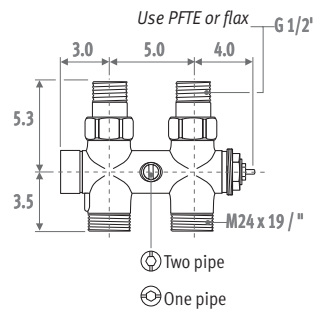


CODE	STANDARD KV	€
5094.425	chrome	97,90
5094.434	anodized alu. effect	129,30
5094.435	brushed SS effect	129,30

CODE	REDUCED KV *	€
5094.5425	chrome	97,90

* Reduced Kv is not suitable for Iguana

- connection to the floor
- for one or two pipe
- TRV head can be placed left or right
- flow left or right, independent from the position of the thermostatic head
- with synthetic spindle protection for setting on site (standard Kv: white / reduced Kv: red)
- balancing:
 - standard Kv 0.29 - 1.65 m³/h (2-pipe)
 - standard Kv 1.50 - 2.20 m³/h (1-pipe)
 - reduced Kv 0.09 - 0.77 m³/h (2-pipe)



DECO THERMOSTATIC HEAD



chrome



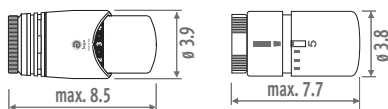
chrome/white



brushed stainless steel effect



anodized aluminium effect

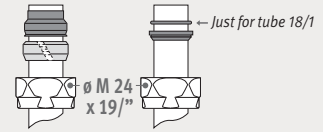


CODE	€
5090.1111 chrome	42,70
5090.1110 chrome/white	32,60
5090.1123 anodized alu. effect	59,00
5090.1124 brushed SS effect	59,00

- liquid filled
- anti-freeze protection 8°C and regulable from 10 to 27°C
- screw connection M30 x 1.5
- setting deviation 0.5 ≤ XP=2K
- max. water temperature 110°C

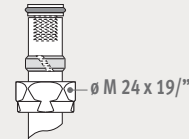
Chrome-plated sleeve couplings for Jaga Deco and Jaga Deco Pro

PRECISION METAL TUBE



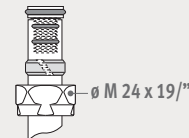
CODE	Description	chrome €/p.	Alu. SS. €/p.
5094.1110	ø M24 x 10/1	3,10	5,90
5094.1112	ø M24 x 12/1	3,10	5,90
5094.1114	ø M24 x 14/1	3,10	5,90
5094.1115	ø M24 x 15/1	3,10	5,90
5094.1116	ø M24 x 16/1	3,10	5,90
5094.1118	ø M24 x 18/1	3,10	5,90

SYNTHETIC TUBE



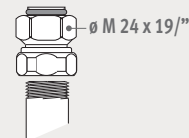
CODE	Description	chrome €/p.	Alu. SS. €/p.
5094.1212	ø M24 x 12/2	3,90	7,30
5094.1214	ø M24 x 14/2	3,90	7,30
5094.1219	ø M24 x 16/1.5	3,90	7,30
5094.1216	ø M24 x 16/2	3,90	7,30
5094.1217	ø M24 x 17/2	3,90	7,30
5094.1218	ø M24 x 18/2	3,90	7,30

RPE/ALU TUBE



CODE	Description	chrome €/p.	Alu. SS. €/p.
5094.1314	ø M24 x 14/2	5,30	9,50
5094.1316	ø M24 x 16/2	5,30	8,60
5094.1326	ø M24 x 16/2.2	5,30	9,50
5094.1318	ø M24 x 18/2	5,30	9,50

STEEL TUBE FOR C.H.



CODE	Description	chrome €/p.	Alu. SS. €/p.
5094.1501	ø M24 x 1/2"	5,50	9,10
5094.1504	ø M24 x 3/8"	5,50	9,10



for Alu., replace 1 with 6
for SS., replace 1 with 7

DECO VALVES

JAGA DECO ANGLED

Thermostatic valve

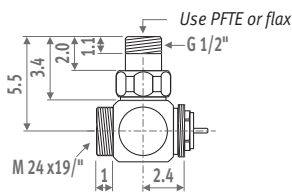


CODE	STANDARD KV	€
5094.422	chrome	52,40

CODE	REDUCED KV *	€
5094.5422	chrome	52,40

* Reduced Kv is not suitable for Iguana

- for connection to the wall
- with synthetic spindle protection for setting on site (standard Kv: white / reduced Kv: red)
- balancing:
 - standard Kv 0.30 - 2.50 m³/h
 - reduced Kv 0.10 - 0.84 m³/h

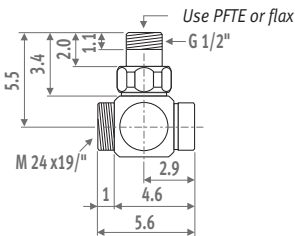


Lockshield



CODE	€
5096.004	chrome 45,50

- for connection to the wall
- suitable for pre-setting (see pressure drop graph)



JAGA DECO STRAIGHT

Thermostatic valve

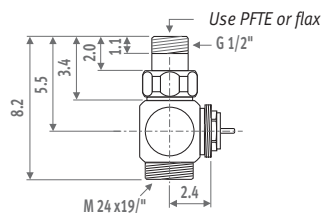


CODE	STANDARD KV	€
5094.420	chrome	52,40

CODE	REDUCED KV *	€
5094.5420	chrome	52,40

* Reduced Kv is not suitable for Iguana

- for connection to the floor
- with synthetic spindle protection for setting on site (standard Kv: white / reduced Kv: red)
- balancing:
 - standard Kv 0.30 - 2.50 m³/h
 - reduced Kv 0.10 - 0.84 m³/h

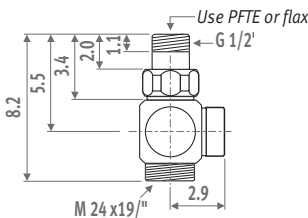


Lockshield



CODE	€
5096.003	chrome 45,50

- for connection to the floor
- suitable for pre-setting (see pressure drop graph)



JAGA DECO DOUBLE ANGLED

Thermostatic valve

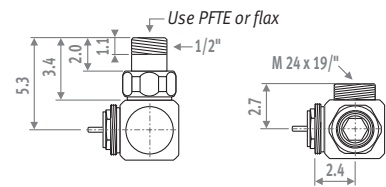


CODE	STANDARD KV	€
5094.423	chrome	52,40

CODE	REDUCED KV *	€
5094.5423	chrome	52,40

* Reduced Kv is not suitable for Iguana

- for connection to the wall on the right side of the radiator.
- with synthetic spindle protection for setting on site (standard Kv: white / reduced Kv: red)
- balancing:
 - standard Kv 0.30 - 2.50 m³/h
 - reduced Kv 0.10 - 0.84 m³/h

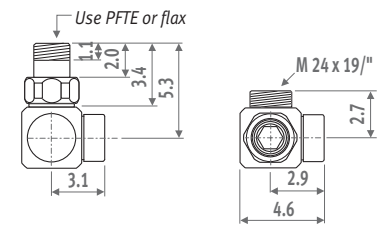


Lockshield



CODE	€
5096.005	chrome 45,50

- for connection to the wall at the left hand side of the radiator.
- suitable for pre-setting (see pressure drop graph)



DECO THERMOSTATIC HEAD

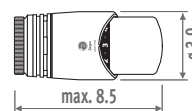


chrome



chrome/white

CODE	€
5090.1111	chrome 42,70
5090.1110	chrome/white 32,60



- liquid filled
- anti-freeze protection 8°C and regulable from 10 to 27°C
- screw connection M30 x 1.5
- setting deviation 0.5 ≤ XP=2K
- max. water temperature 110°C



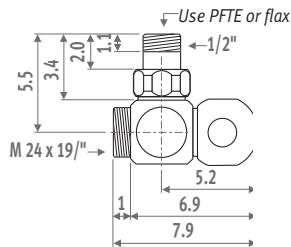
DECO VALVES

JAGA DECO ANGLED MANUAL VALVE



CODE		€
5096.00201	chrome	45,50
5096.00202	white	45,50
5096.00203	black	45,50

- manual chrome-plated valve for connection to the wall
- head included
- head in 3 colours, with chrome-plated screw

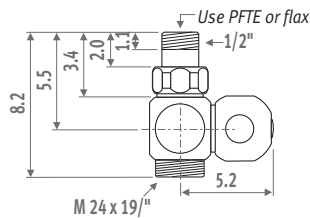


JAGA DECO STRAIGHT MANUAL VALVE



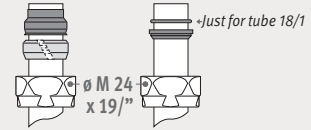
CODE		€
5096.00101	chrome	45,50
5096.00102	white	45,50
5096.00103	black	45,50

- manual chrome-plated valve for connection to the floor
- head included
- head in 3 colours, with chrome-plated screw



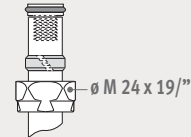
Sleeve couplings

PRECISION METAL TUBE



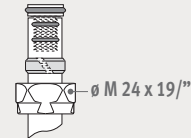
CODE	Description	€/p.
5094.1110	Ø M24 x 10/1	3,10
5094.1112	Ø M24 x 12/1	3,10
5094.1114	Ø M24 x 14/1	3,10
5094.1115	Ø M24 x 15/1	3,10
5094.1116	Ø M24 x 16/1	3,10
5094.1118	Ø M24 x 18/1	3,10

SYNTHETIC TUBE



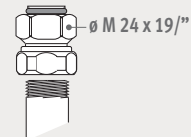
CODE	Description	€/p.
5094.1212	Ø M24 x 12/2	3,90
5094.1214	Ø M24 x 14/2	3,90
5094.1219	Ø M24 x 16/1.5	3,90
5094.1216	Ø M24 x 16/2	3,90
5094.1217	Ø M24 x 17/2	3,90
5094.1218	Ø M24 x 18/2	3,90

RPE/ALU TUBE



CODE	Description	€/p.
5094.1314	Ø M24 x 14/2	5,30
5094.1316	Ø M24 x 16/2	5,30
5094.1326	Ø M24 x 16/2.2	5,30
5094.1318	Ø M24 x 18/2	5,30

STEEL TUBE FOR C.H.



CODE	Description	€/p.
5094.1501	Ø M24 x 1/2"	5,50
5094.1504	Ø M24 x 3/8"	5,50

PRESSURE DROP

DECO PRO THERMOSTATIC VALVE
STANDARD KV
ANGLED / STRAIGHT
ONE PIPE



Pre-setting	0	1	2	3	4	5	6	7
Radiator flow %	0	11	21	26	29	31	32	32
Kv: m ³ /h/ΔP=1 bar Kv (t=2K)	1.50	1.68	1.90	2.04	2.12	2.17	2.20	2.20


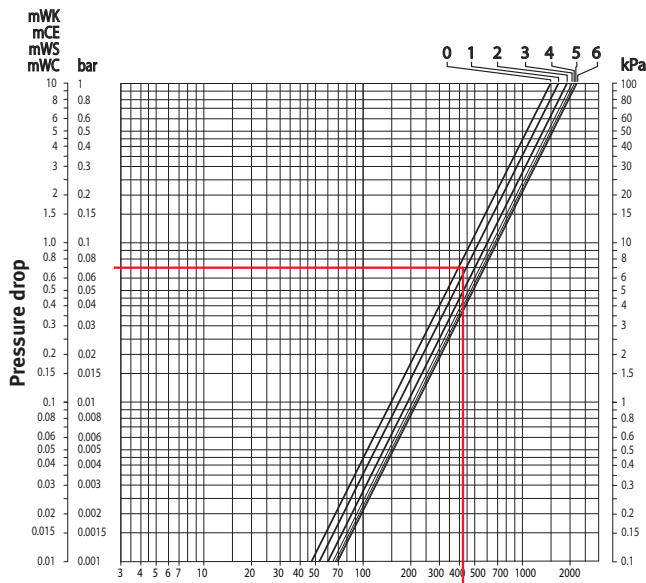
Example: radiator 5 kW (Table ΔT=50)

ΔT = 10°C (75 - 65 = 10°C)

ΔP = 0.07 bar

Pre-setting = 1

Kv = 1.68 m³/h



Technical data

Max. water temperature: 120°C

Max. pressure of the system: 10 bar

Max. pressure drop 0.6 bar complying to the noise standard ISO 3743

DECO PRO THERMOSTATIC VALVE
STANDARD KV
ANGLED / STRAIGHT
TWO PIPE



Pre-setting	0	1	2	3	4	5	6	7	max.
Radiator flow %	0	100	100	100	100	100	100	100	100
Kv: m ³ /h/ΔP=1 bar Kv (t=2K)	0	0.29	0.72	1.10	1.29	1.46	1.56	1.61	1.65


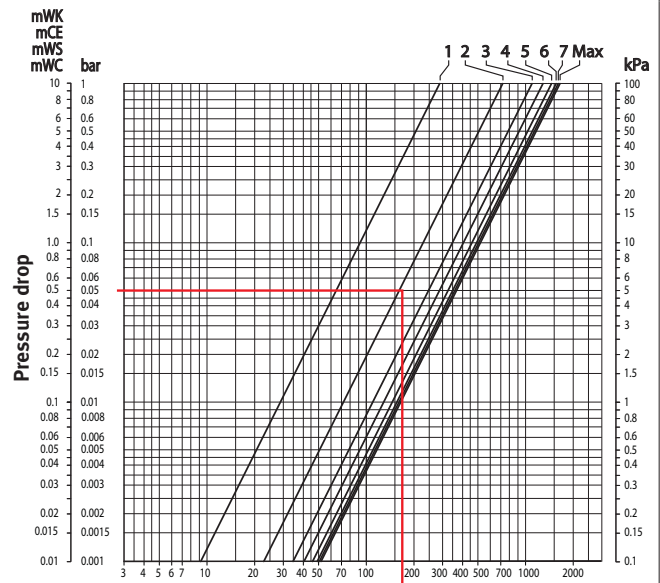
Example: radiator 2 kW (Table ΔT=50)

ΔT = 10°C (75 - 65 = 10°C)

ΔP = 0.05 bar

Pre-setting = 2

Kv = 0.72 m³/h



Technical data

Max. water temperature: 120°C

Max. pressure of the system: 10 bar

Max. pressure drop 0.6 bar complying to the noise standard ISO 3743



PRESSURE DROP

DECO PRO THERMOSTATIC VALVE REDUCED KV ANGLED / STRAIGHT

DANFOSS DECO PRO ANGLED THERMOSTATIC VALVE TWO PIPE



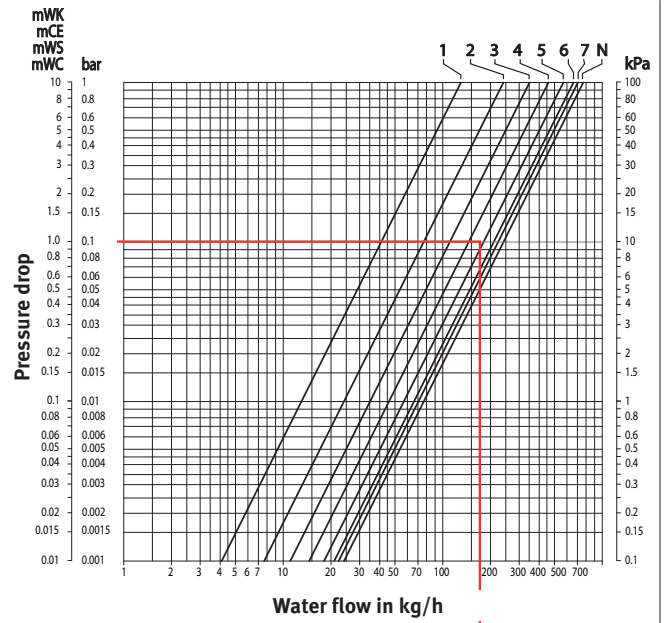
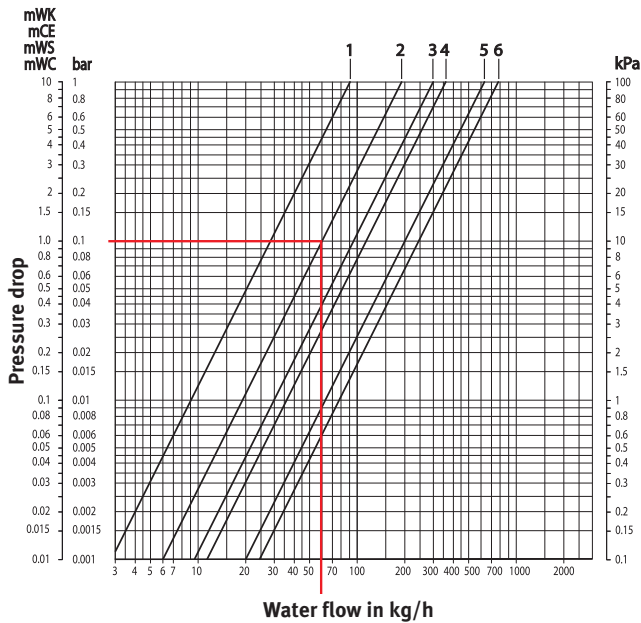


Pre-setting	0	1	2	3	4	5	6
Radiator flow %	0	100	100	100	100	100	100
Kv: m ³ /h/ $\Delta P=1$ bar Kv (t=2K)	0	0.09	0.19	0.30	0.36	0.63	0.77

Pre-setting	1	2	3	4	5	6	7	N
Radiator flow %	0	100	100	100	100	100	100	100
Kv: m ³ /h/ $\Delta P=1$ bar Kv (t=2K)	0.13	0.24	0.35	0.46	0.57	0.66	0.70	0.76

Example: radiator 0.7 KW (Table $\Delta T=50$)
 $\Delta T = 10^{\circ}\text{C}$ ($75 - 65 = 10^{\circ}\text{C}$)
 $\Delta P = 0.1$ bar
 Pre-setting = 2
 $Kv = 0.19$ m³/h

Example: radiator 2 KW (Table $\Delta T=50$)
 $\Delta T = 10^{\circ}\text{C}$ ($75 - 65 = 10^{\circ}\text{C}$)
 $\Delta P = 0.1$ bar
 Pre-setting = 5
 $Kv = 0.57$ m³/h



Technical data

Max. water temperature: 120°C
 Max. pressure of the system: 10 bar
 Max. pressure drop 0.6 bar complying to the noise standard ISO 3743

Technical data

Max. water temperature: 120°C
 Max. pressure of the system: 10 bar
 Max. pressure drop 0.6 bar complying to the noise standard ISO 3743

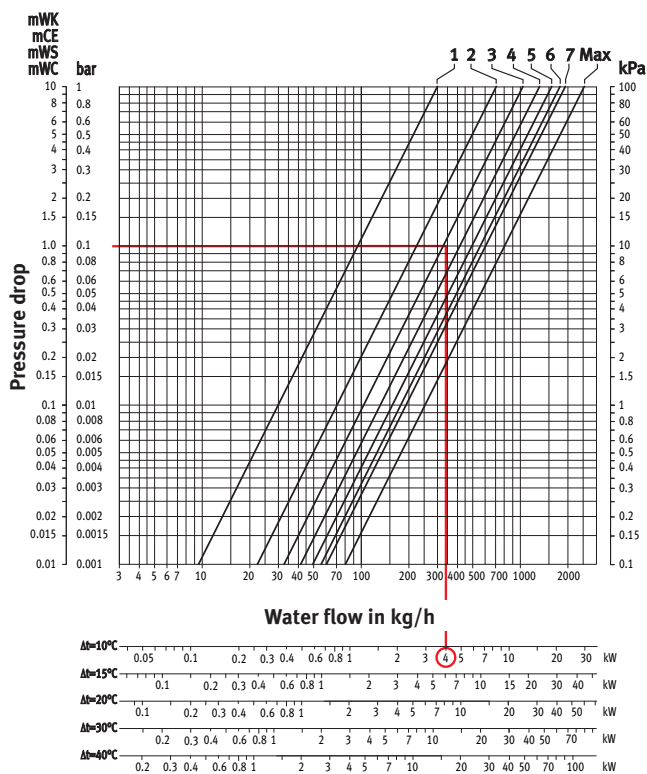
PRESSURE DROP

DECO THERMOSTATIC VALVE STANDARD KV ANGLED / DOUBLE ANGLED



Pre-setting	0	1	2	3	4	5	6	7	max.
Radiator flow %	0	100	100	100	100	100	100	100	100
Kv: m ³ /h/ΔP=1 bar Kv (t=2K)	0	0.30	0.70	1.03	1.31	1.56	1.76	1.90	2.50

Example: radiator 4 KW (Table ΔT=50)
 $\Delta T = 10^{\circ}\text{C}$ (75 - 65 = 10°C)
 $\Delta P = 0.1$ bar
 Pre-setting = 3
 $Kv = 1.03$ m³/h



Technical data

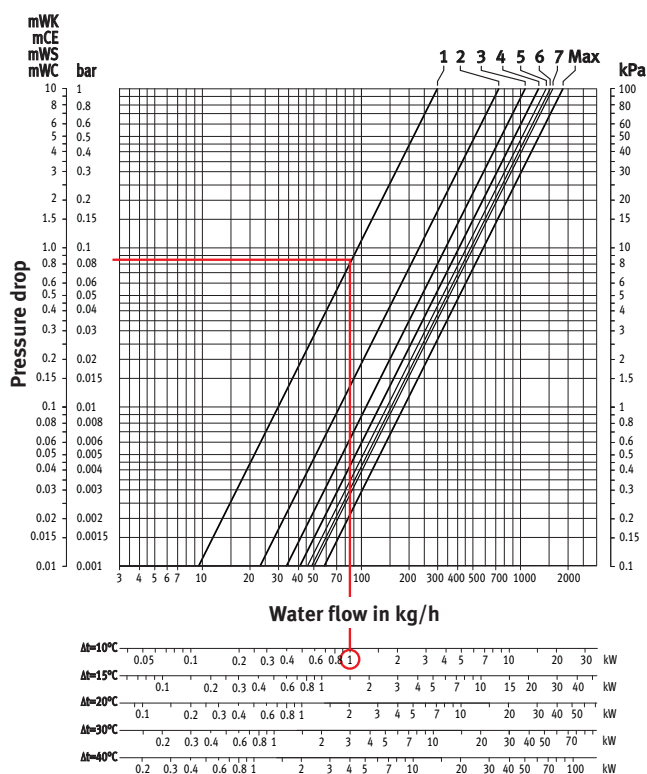
Max. water temperature: 120°C
 Max. pressure of the system: 10 bar
 Max. pressure drop 0.6 bar complying to the noise standard ISO 3743

DECO THERMOSTATIC VALVE STANDARD KV STRAIGHT



Pre-setting	0	1	2	3	4	5	6	7	max.
Radiator flow %	0	100	100	100	100	100	100	100	100
Kv: m ³ /h/ΔP=1 bar Kv (t=2K)	0	0.30	0.73	1.07	1.30	1.45	1.54	1.60	1.85

Example: radiator 1 KW (Table ΔT=50)
 $\Delta T = 10^{\circ}\text{C}$ (75 - 65 = 10°C)
 $\Delta P = 0.085$ bar
 Pre-setting = 1
 $Kv = 0.3$ m³/h



Technical data

Max. water temperature: 120°C
 Max. pressure of the system: 10 bar
 Max. pressure drop 0.6 bar complying to the noise standard ISO 3743

PRESSURE DROP


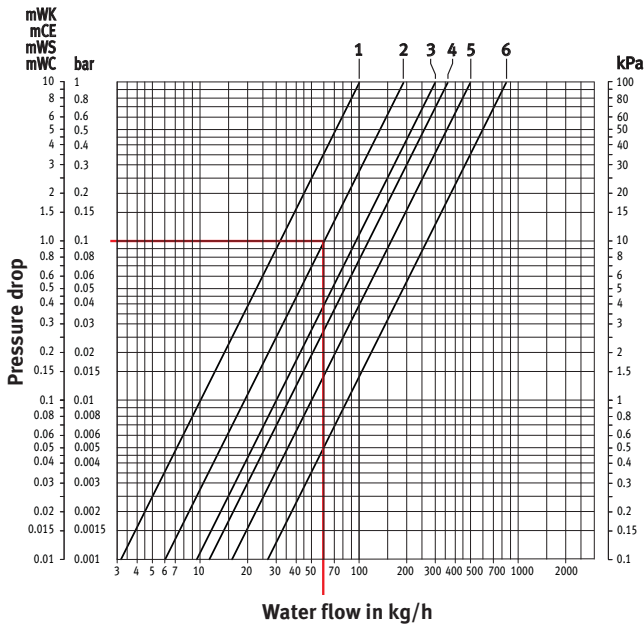


DECO THERMOSTATIC VALVE REDUCED KV ANGLED / DOUBLE ANGLED / STRAIGHT



Pre-setting	0	1	2	3	4	5	6
Radiator flow %	0	100	100	100	100	100	100
Kv: m ³ /h/ΔP=1 bar Kv (t=2K)	0	0.10	0.19	0.30	0.36	0.50	0.84

Example: radiator 0.7 KW (Table ΔT=50)
 ΔT = 10°C (75 - 65 = 10°C)
 ΔP = 0.1 bar
 Pre-setting = 2
 Kv = 0.19 m³/h



Technical data


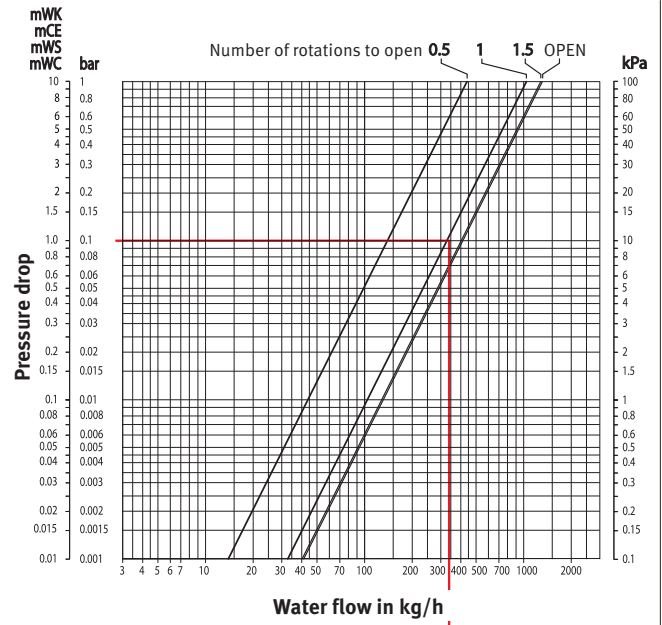
Max. water temperature: 120°C
 Max. pressure of the system: 10 bar
 Max. pressure drop 0.6 bar complying to the noise standard ISO 3743

LOCKSHIELD ANGLED / DOUBLE ANGLED / STRAIGHT



Number of rotations	closed	0.5	1.0	1.5	open
Radiator flow %	0	100	100	100	100
Kv: m ³ /h/ΔP=1 bar Kv (t=2K)	0	0.44	1.04	1.28	1.31

Example: radiator 4 KW (Table ΔT=50)
 ΔT = 10°C (75 - 65 = 10°C)
 ΔP = 0.1 bar
 Number of rotations = 1
 Kv = 1.04 m³/h



Technical data

- Max. water flow temperature: 120°C
 - Max. pressure of system: 10 bar


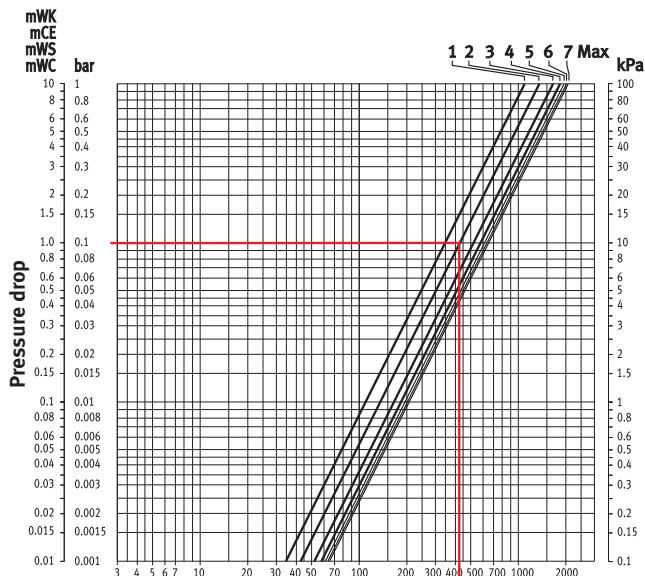
PRESSURE DROP

THERMOSTATIC VALVE FOR SINGLE POINT CONNECTION ONE PIPE



Pre-setting	0	1	2	3	4	5	6	7
Radiator flow %	0	19	34	40	43,5	45,5	47	47,5
Kv: m ³ /h/ΔP=1 bar Kv (t=2K)	1.10	1.36	1.66	1.84	1.95	2.02	2.07	2.10

Example: radiator 5 KW (Table ΔT=50)
 ΔT = 10°C (75 - 65 = 10°C)
 ΔP = 0.1 bar
 Pre-setting = 2
 Kv = 1.66 m³/h



Technical data


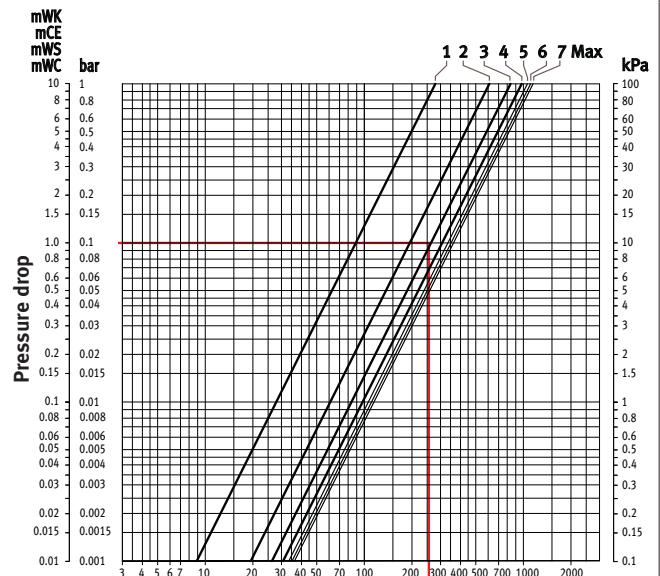
Max. water temperature: 120°C
 Max. pressure of the system: 10 bar
 Max. pressure drop 0.6 bar complying to the noise standard ISO 3743

THERMOSTATIC VALVE FOR SINGLE POINT CONNECTION TWO PIPE



Pre-setting	0	1	2	3	4	5	6	7
Radiator flow %	0	100	100	100	100	100	100	100
Kv: m ³ /h/ΔP=1 bar Kv (t=2K)	0	0.28	0.61	0.83	0.97	1.06	1.11	1.15

Example: radiator 3 KW (Table ΔT=50)
 ΔT = 10°C (75 - 65 = 10°C)
 ΔP = 0.1 bar
 Pre-setting = 3
 Kv = 0.83 m³/h



Technical data

Max. water temperature: 120°C
 Max. pressure of the system: 10 bar
 Max. pressure drop 0.6 bar complying to the noise standard ISO 3743



PRESSURE DROP

DANFOSS DECO DOUBLE ANGLED THERMOSTATIC VALVE

DANFOSS DECO DOUBLE ANGLED LOCKSHIELD

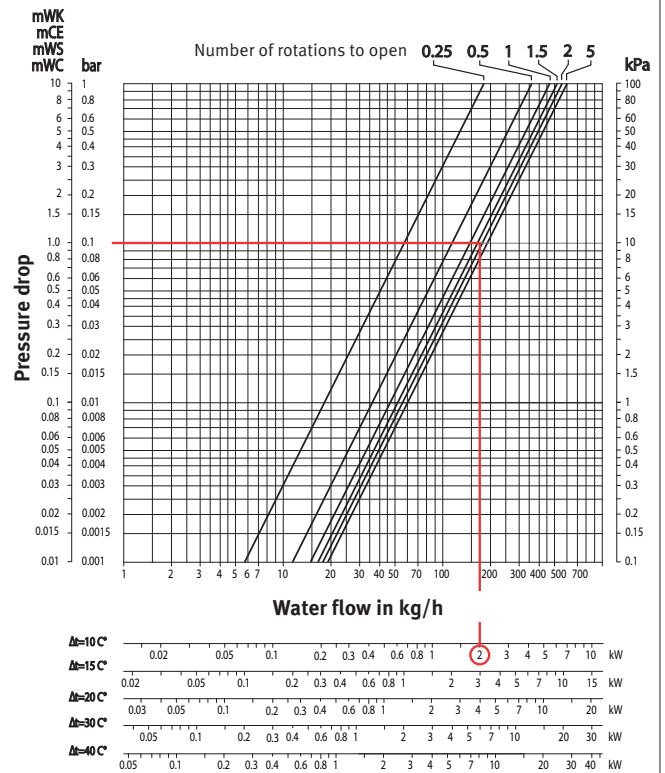
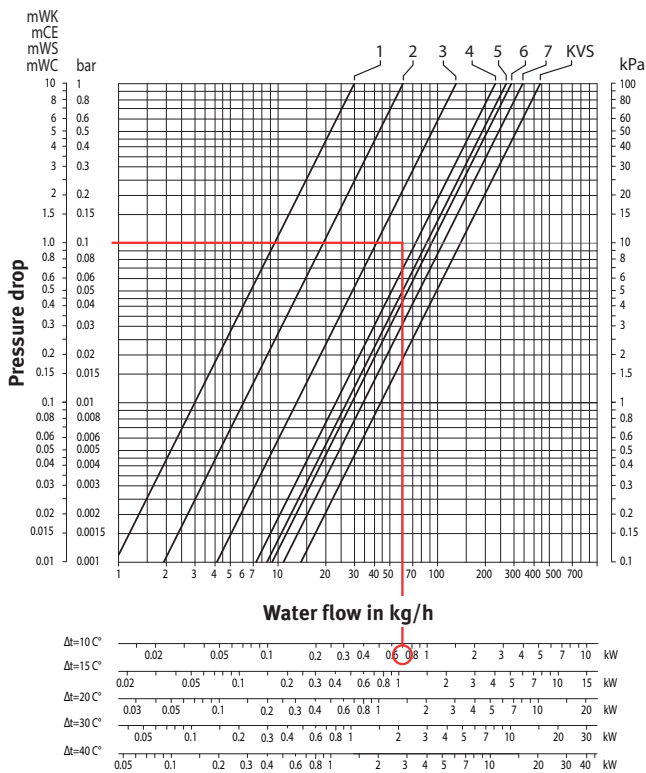


Pre-setting	1	2	3	4	5	6	7	N	NKVS
Radiator flow %	0	100	100	100	100	100	100	100	100
Kv: m ³ /h/ΔP=1 bar Kv (t=2K)	0.03	0.06	0.13	0.17	0.23	0.27	0.29	0.34	0.44

Number of rotations	0.25	0.50	1	1.5	2	5	open
Radiator flow %	0	100	100	100	100	100	100
Kv: m ³ /h/ΔP=1 bar Kv (t=2K)	0.18	0.36	0.47	0.52	0.58	0.58	0.60

Example: radiator 0.7 KW (Table ΔT=50)
 ΔT = 10°C (75 - 65 = 10°C)
 ΔP = 0.1 bar (to be setted over the system)
 Pre-setting = 4
 Kv = 0.17 m³/h

Example: radiator 2 KW (Table ΔT=50)
 ΔT = 10°C (75 - 65 = 10°C)
 ΔP = 0.1 bar (to be setted over the system)
 Number of rotations = 2
 Kv = 0.58 m³/h




Technical data

Max. water temperature: 120°C
 Max. pressure of the system: 10 bar
 Max. pressure drop 0.6 bar complying to the noise standard ISO 3743

Technical data

- Max. water flow temperature: 120°C
 - Max. pressure of system: 10 bar



Jaga International
Verbindingslaan z/n
B-3590 Diepenbeek

Tel.: +32 (0)11 29 41 16
Fax: +32 (0)11 29 41 60
export@jaga.be

The information in this price list is correct at the time of printing.
Jaga reserves the right to change product specification at any time in line
with our policy of continuous improvement and innovation.
All prices in Euro, exclude VAT. Prices valid from 1st February 2014.
Replaces all existing price lists.